

RUCKUS One Online Help (index.html)

Search




AP Overview

Before adding an AP to your RUCKUS One account, you must verify that the RUCKUS AP that you are adding to your account is supported by RUCKUS One. RUCKUS recommends that you keep a record of the serial number of the AP that you want to connect to RUCKUS One. You can find the serial number of the AP on the serial number sticker affixed to the bottom of the AP.

From the main menu, click **Wi-Fi**. Under **Access Points**, the following tabs are available:

AP List	Provides AP information such as AP name, status, model, IP address, MAC address, and so on. Refer to <i>AP List Overview</i> .
AP Group List	Provides AP Group information such as AP group name, venue, AP members, networks, incidents, and clients. Refer to <i>AP Group Overview (GUID-C2FA24E2-46E9-4089-BF2E-01FEFCACAE76.html)</i> .
AP Report	Provides historical key performance indicator (KPI) data for the APs connected to the network. Refer to <i>Access Points Report (GUID-08D9A9CE-6CB1-417A-94FD-B13FA9F016C6.html)</i> .
Airtime Utilization Report	Provides historical key performance indicator (KPI) data specific to airtime utilization by frequency. Refer to <i>Airtime Utilization Report (GUID-E8BD5BD7-1221-4BBF-9505-C1645AD3887C.html)</i> .

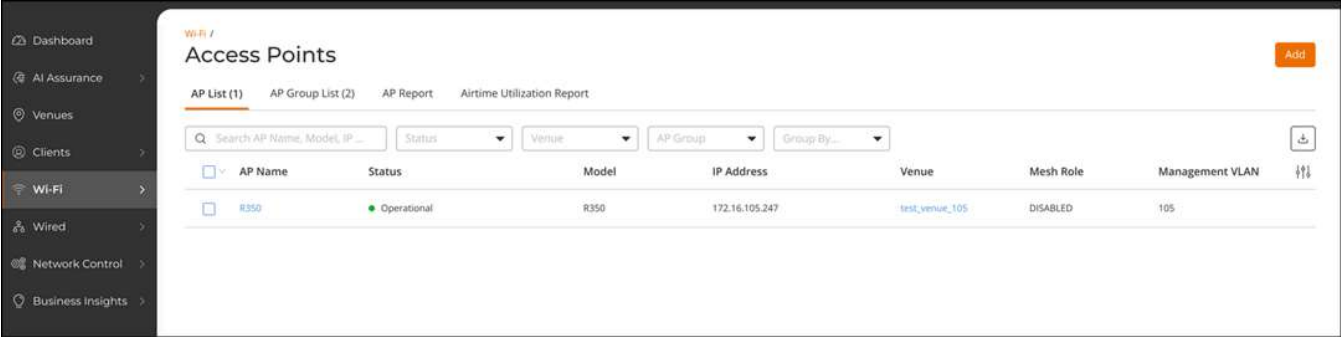
AP List Overview


Navigating to the **AP List** tab allows you to view the following information about all APs associated with your RUCKUS One account. The information is displayed in table format, reflecting a default subset of columns. You can control which information is included and excluded by clicking the  icon and selecting or deselecting column names in the drop-down list.

AP Name	Name of the AP. This is a sortable field.
Status	The current status of the AP (for example, Operational). Refer to <i>AP Statuses (GUID-39CB9579-62AE-4F28-BC52-07542C3AC4D2.html#GUID-39CB9579-62AE-4F28-BC52-07542C3AC4D2)</i> for more information. This is a sortable field.
Model	The AP model. This is a sortable field.
IP Address	The IP address assigned to the AP. This is a sortable field.
MAC Address	The unique media access control (MAC) address, also called physical address, network interface of the AP. This is a sortable field.
Venue	The physical site in which the AP is deployed. This is a sortable field.
Switch	The name of the switch associated with the AP.
Mesh Role	If Mesh networking is enabled on the AP, this column shows the role of the AP on the Mesh network. This is a sortable field. The following possible Mesh roles are included: Root AP (RAP) and Mesh AP (MAP and eMAP).
Clients	The number of wireless clients that are currently associated with this AP. To view details about the wireless clients, click the client number.
AP Group	The AP Group name if the AP belongs to an AP Group. This is a sortable field.
RF Channels	<p>A subset of spectrum-specific columns that displays the specific channel on which the AP radio is broadcasting. Note that columns are included if at least one associated AP supports the frequency. For example, if all of your APs are dual-band (2.4 GHz and 5 GHz), then the 6 GHz column will not appear).</p> <ul style="list-style-type: none">▪ 2.4GHz: 2.4 GHz overlapping Wi-Fi channel▪ 5GHz: 5 GHz non-overlapping Wi-Fi channel▪ 6GHz: 6 GHz non-overlapping Wi-Fi channel
Up Time	By default, displays the duration (in days and hours) since when the AP has been providing service. By monitoring the uptime, you can determine if the AP has experienced any unexpected reboots, which helps in diagnosing and addressing underlying problems. This is a sortable field.
Tags	Displays the tags added to the AP. This is a sortable field.
Serial Number	The serial number of the AP. This is a sortable field.
Version	The firmware version of the AP software. This is a sortable field.
PoE Port	The PoE port speed.

Secure Boot	Indicates whether the AP is secure boot enabled or disabled. If enabled, a check mark is displayed, else appears blank.
Management VLAN	AP Management VLAN ID.
AFC Status	The status of the AP daily check-in with the Automated Frequency Coordination (AFC) system (Passed or Failed).
AFC Power State	The power state of the AP if supported by Automated Frequency Coordination (AFC) (Standard or Low).
AFC Max Power	The maximum AFC power in dBm.


Access Points: AP List Tab



You can customize which fields appear in the **AP List** table by clicking the  icon and selecting or deselecting the desired column names. Optionally, you can click **Reset to default** to have the default subset of columns appear in the **AP List** table.

You can search the results using the **Search** field. Enter the AP name, model, IP address, MAC address, tags, or serial number in the **Search** field. All matching APs are displayed.

You can filter the list of APs using one or more of the drop-down lists above the table: **Status**, **Venue**, and **AP Group**, as well as organize the list of APs by selecting one of the **Group By** criteria.

Click the  icon on the upper-right hand corner to export and download the AP device inventory list in .csv format.